



















# Diploma, Associate Degree or Certificate Student Outcomes Summary of Survey Results: 2019 to 2023

Applied filters:

Cohort  
Respondents  
Response Rate



Credentials are based on those who had taken previous post secondary education.  
Respondents could report more than one type of post secondary credential.



Diploma, Associate Degree, and Certificate Student Outcomes  
Summary of Survey Results: 2019 to 2023

