

Diploma, Associate Degree or Certificate Student Outcomes

Summary of Survey Results: 2019 to 2023

Applied filters:
CPCVCC Civil Structural Technician;

Cohort 61
 Respondents 41
 Response rate 67%
 Second language 0%

Description of Survey Respondents

Demographics

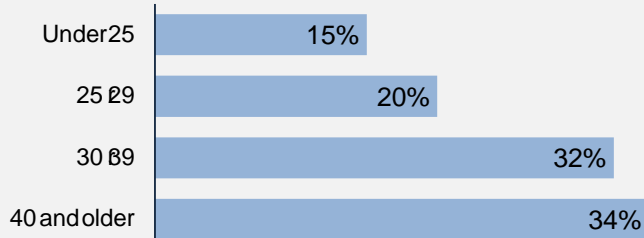
Gender

Age at the Time of the Survey

Aboriginal Identity
0%

Based on domestic students only.

Median Age
35



Further Education

29%

took further studies after graduating from their program
n = 12

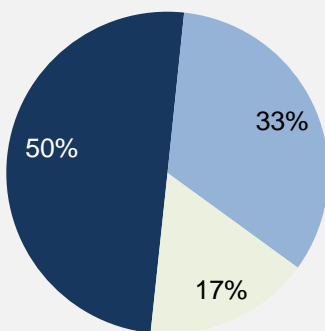
91%

of those who had taken further studies said their program prepared them well

29%

of respondents were currently studying

Further Studies Related to Program



Very related
Somewhat related
Not very related
Not at all related

Of those who took further studies at a different institution:

0%

expected transfer credit
n = 0

Of those who expected transfer credit:

0

Received transfer credit

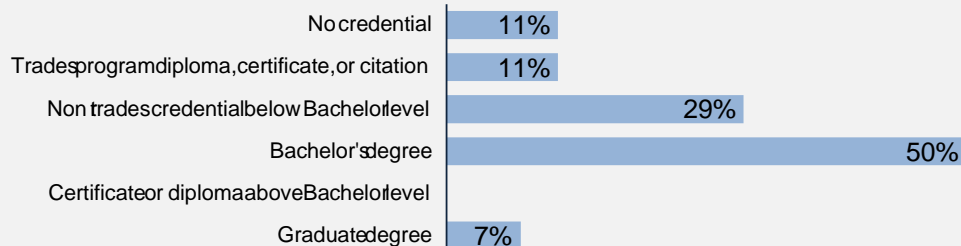
0

were very satisfied or satisfied with their transfer experience

Past Education

73% of respondents had taken previous post secondary education n = 29

Respondents were asked if they took ABE or ESL courses during or prior to their studies
















Credentials are based on those who had taken previous post secondary education. Respondents could report more than one type of post secondary credential.

Adult Basic Education

5%

15%



Diploma, Associate Degree, and Certificate Student Outcomes Summary of Survey Results: 2019 to 2023

Applied filters:

Cohort
Respondents
Response Rate

