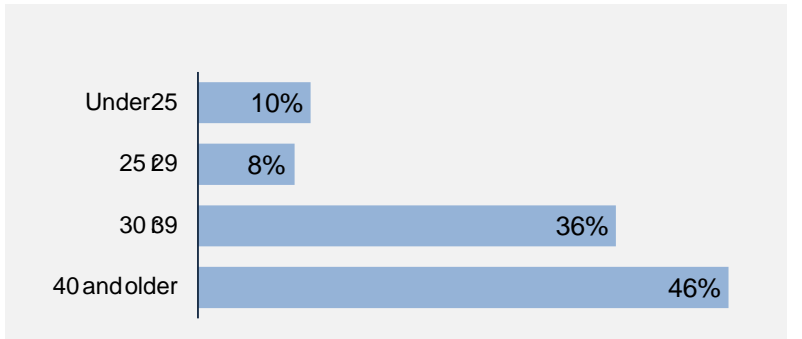



Applied filters:

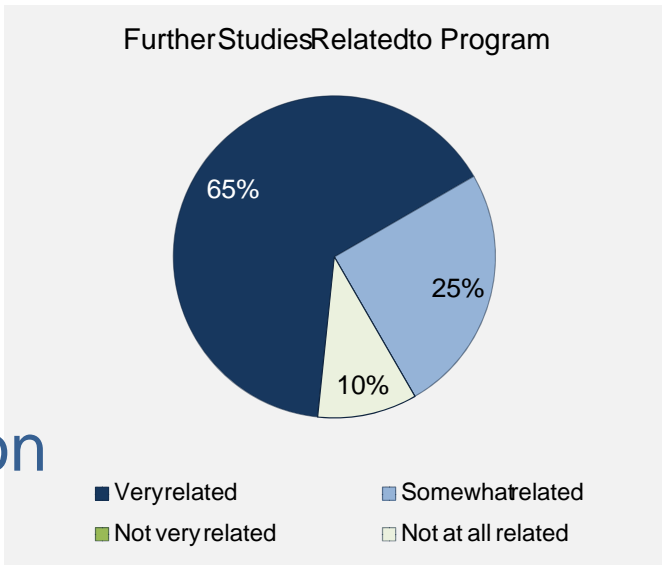
Cohort Respondents
 Response Rate 74%
 Second language



Aboriginal Identity
7%
 Based on domestic students only.

Median Age

30%
 took further studies after graduating
 at the time of the survey



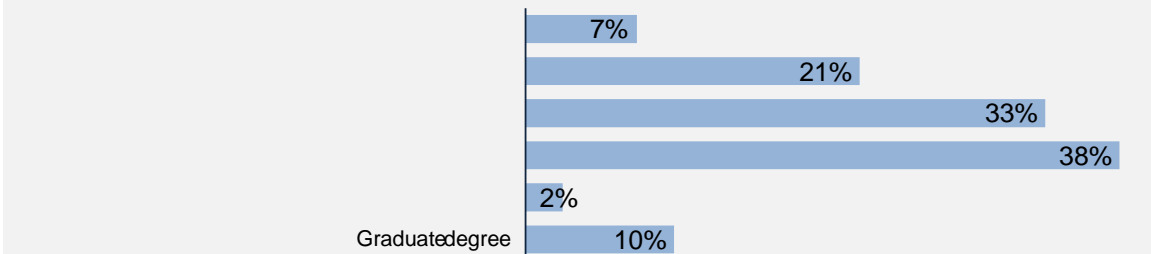
50%

Education

Past Education

61% of respondents had taken previous post secondary education n = 43

Respondents were asked if they took ABE or ESL courses during or prior to their studies



Adult Basic Education
13%

22%

Credentials are based on those who had taken previous post secondary education. Respondents could report more than one type of post secondary credential.

Diploma, Associate Degree, and Certificate Student Outcomes

Summary of Survey Results: 2019 to 2023

Applied filters:

CPCVCC Early Childhood Care and Education;

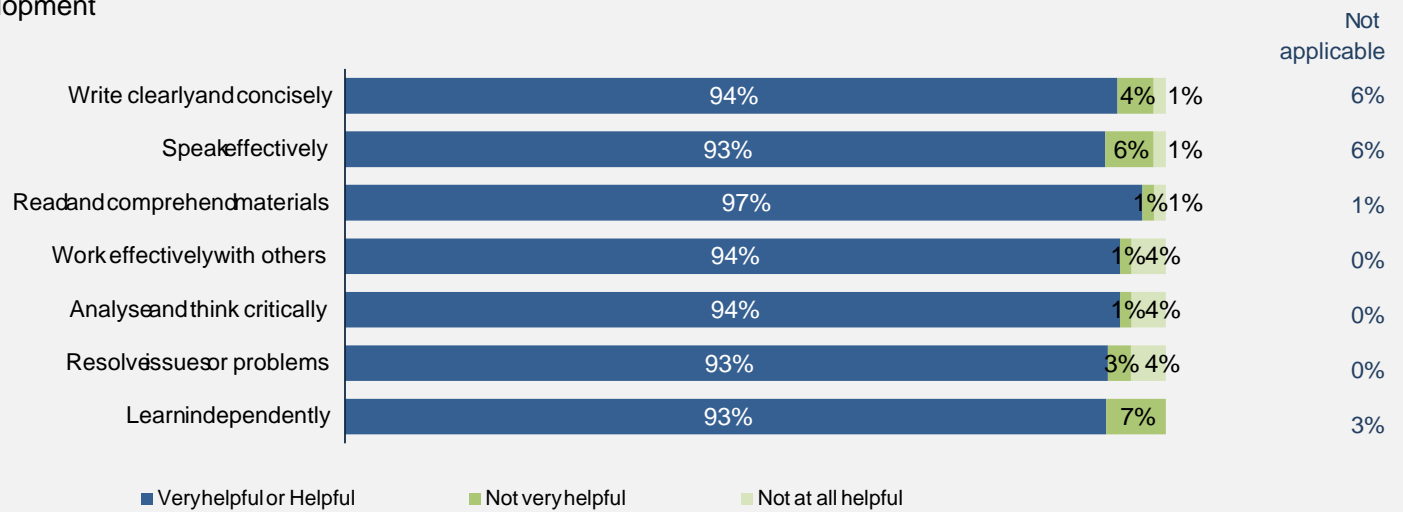
Cohort	156
Respondents	72
Response Rate	46%

Skill Development and Post-Secondary Experience

96%

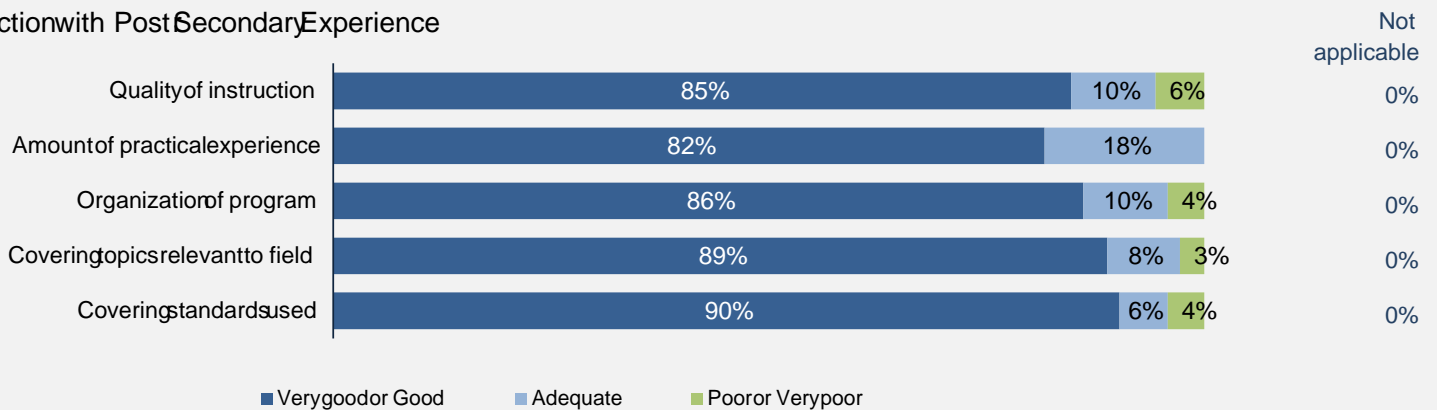
said they were very satisfied or satisfied with the education they received.

Skill Development



Percentages are based on those who gave a valid rating, excluding those who said Not applicable.

Satisfaction with Post-Secondary Experience



Percentages are based on those who gave a valid rating, excluding those who said Not applicable.

Summary of Survey Results: 2019 to 2023

Applied filters:

Cohort
Respondents
Response Rate 60%

Description of Survey Respondents

Demographics

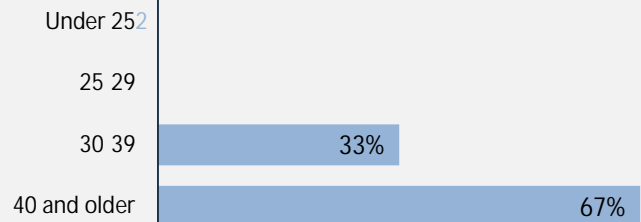
Gender

Age at the Time of the Survey

Aboriginal Identity

0%


Median Age



Further Education

33%

Further Studies Related to Program



Of those who took further studies
at a different institution:

0%

100%

33%

very satisfied satisfied

Past Education

67% of respondents had taken previous post secondary education

n = 2

Respondents were asked if they
took ABE or ESL courses during or
prior to their studies

Adult Basic Education

33%

English as a
Second Language

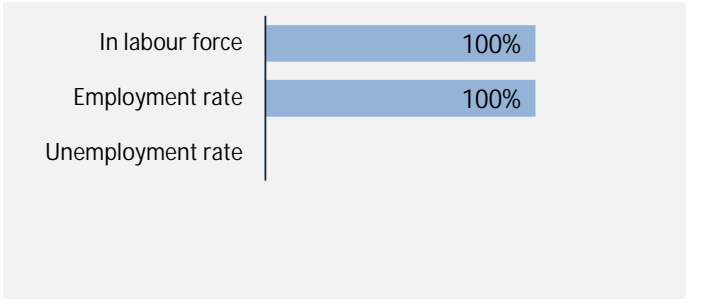
67%

Summary of Survey Results: 2019 to 2023

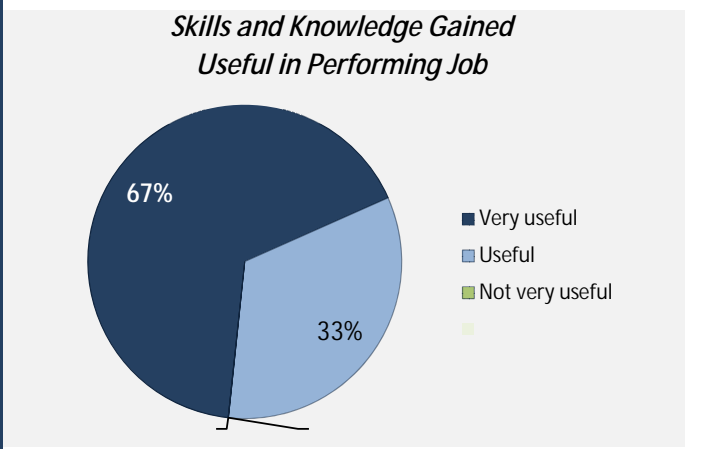
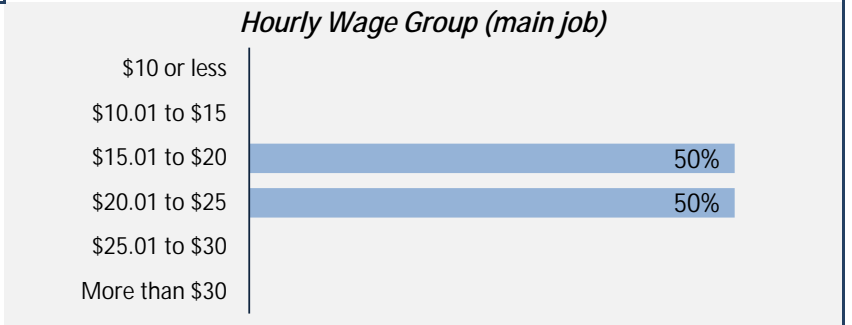
Applied filters:

Cohort 5
 Respondents 3
 Response Rate 60%

Employment Outcomes



Of those employed: n = 3



Top Occupations (4 digit NOC)

	# Employed	% of those employed
4214: Early childhood educators and assistants	3	100%
Total employed	3	

Applied filters:

Cohort	5
Respondents	3
Response Rate	60%

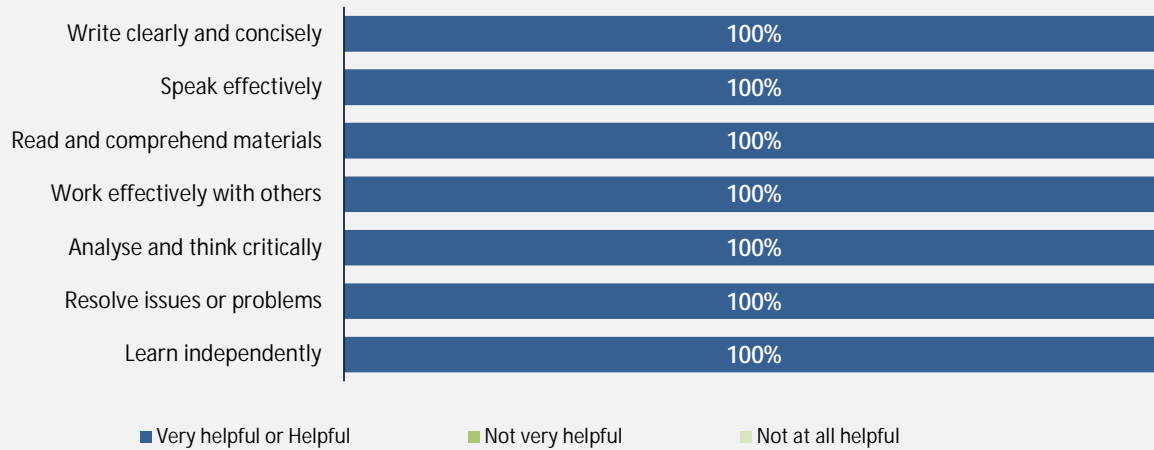
Skill Development and Post-Secondary Experience

100%

very satisfied satisfied

Skill Development

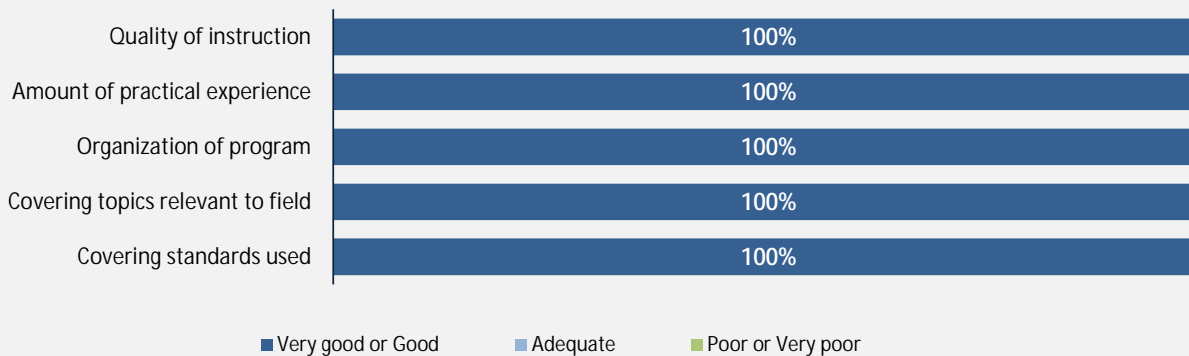
Not applicable



Not applicable.

Satisfaction with Post-Secondary Experience

Not applicable




Not applicable.

Summary of Survey Results: 2019 to 2023

Applied filters:

Cohort
Respondents
Response Rate



Past Education

85%

of respondents had taken previous post secondary education

n = 11

Respondents were asked if they

Adult Basic Education

*English as a
Second Language*

Summary of Survey Results: 2019 to 2023

Applied filters:

Cohort	25
Respondents	13
Response Rate	52%

Employment Outcomes

Of those employed: n = 13

Weekly Hours Worked
(median, main job)

38

Hourly Wage
(median, main job)

\$25

Hourly Wage Group (main job)

Skills and Knowledge Gained
Useful in Performing Job

Time Spent Looking for Employment

Top Occupations (4 digit SOC title)

	# Employed	% of those employed
Total employed	13	

Summary of Survey Results: 2019 to 2023

Applied filters:

Cohort	25
Respondents	13
Response Rate	52%

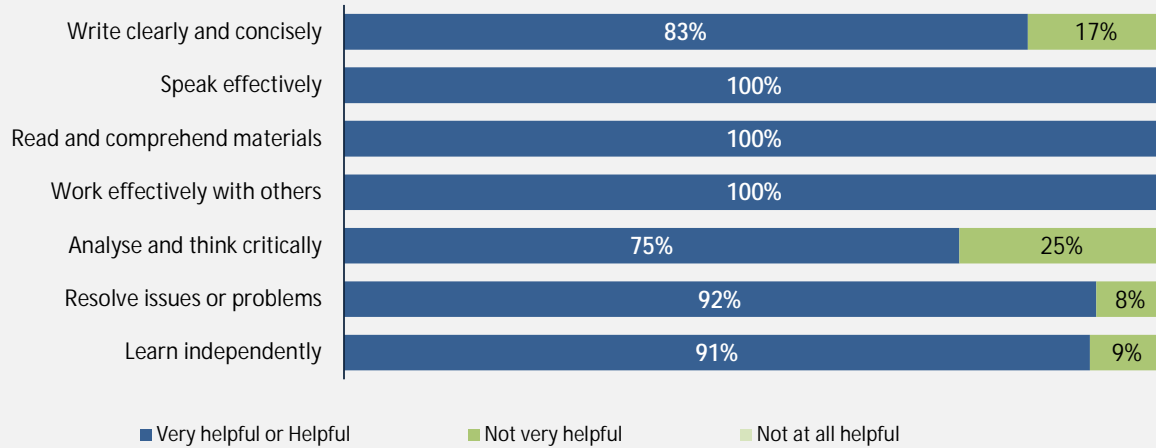
Skill Development and Post-Secondary Experience

82%

very satisfied satisfied

Skill Development

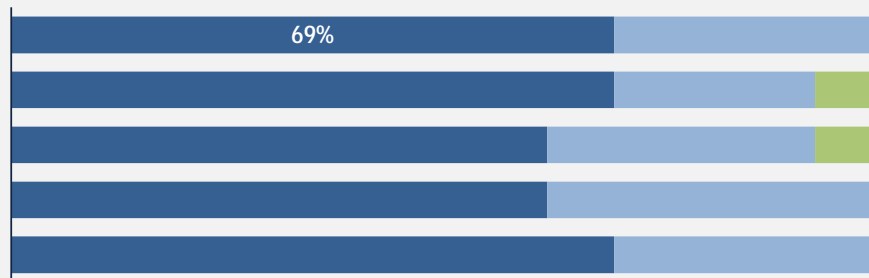
Not applicable



Not applicable.

Satisfaction with Post-Secondary Experience

Not applicable





Not applicable.

Summary of Survey Results: 2019 to 2023

Applied filters:

Cohort 5
Respondents 2
Response Rate

Description of Survey Respondents



Past Education

100% of respondents had taken previous post secondary education

n = 2

Respondents were asked if they took ABE or ESL courses during or prior to their studies

Adult Basic Education

0%

English as a Second Language

0%

Summary of Survey Results: 2019 to 2023

Applied filters:

Cohort
Respondents
Response Rate

Employment Outcomes

Of those employed:

n = 2

*Weekly Hours Worked
(median, main job)*

*Hourly Wage
(median, main job)*

Hourly Wage

Employed

% of those
employed




Total employed

2

Summary of Survey Results: 2019 to 2023

Applied filters:

Cohort
Respondents
Response Rate

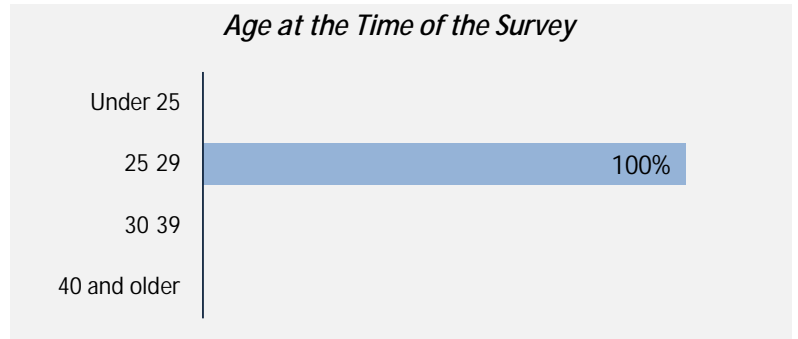



Applied filters:

Cohort 1
 Respondents 1
 Response Rate 100%

Description of Survey Respondents

Demographics

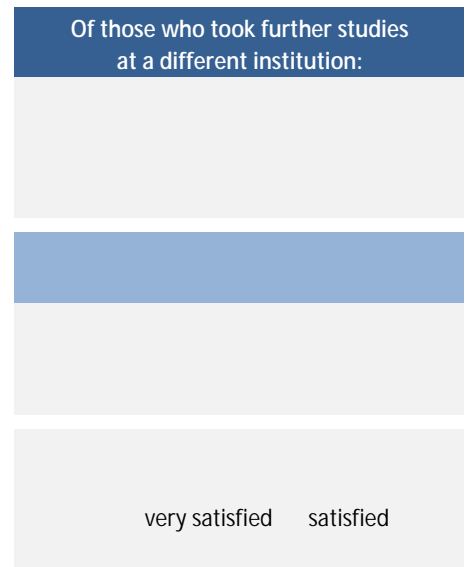
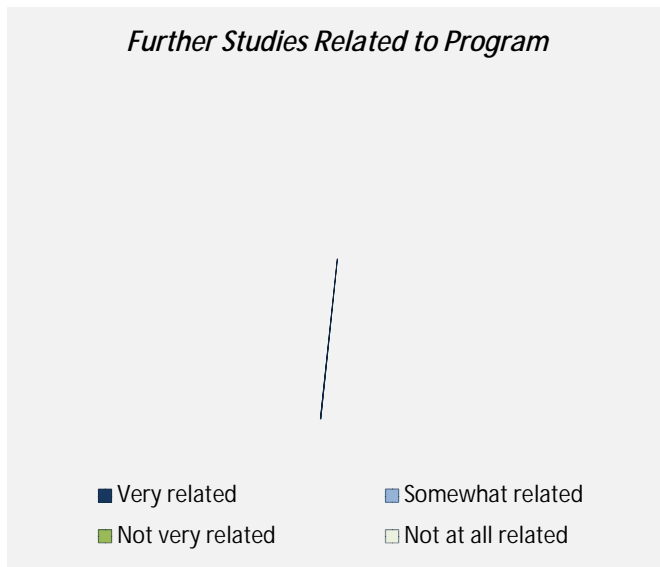


Aboriginal Identity

Median Age
 27

Further Education

0%




0%

Past Education

100% of respondents had taken previous post secondary education n = 1

Respondents were asked if they took ABE or ESL courses during or prior to their studies



Adult Basic Education
 0%

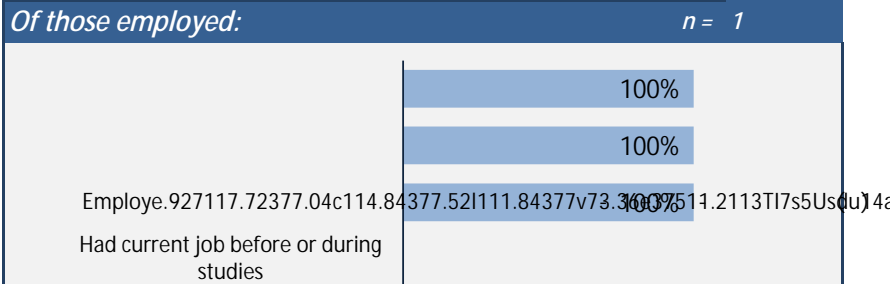

English as a Second Language
 100%

Summary of Survey Results: 2019 to 2023

Applied filters:

Cohort	1
Respondents	1
Response Rate	100%

Employment Outcomes




Weekly Hours Worked
(median, main job)

38

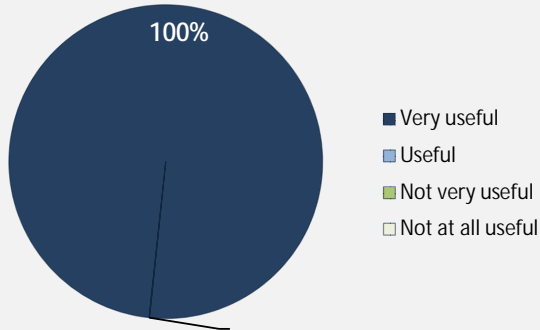
Hourly Wage
(median, main job)

\$22

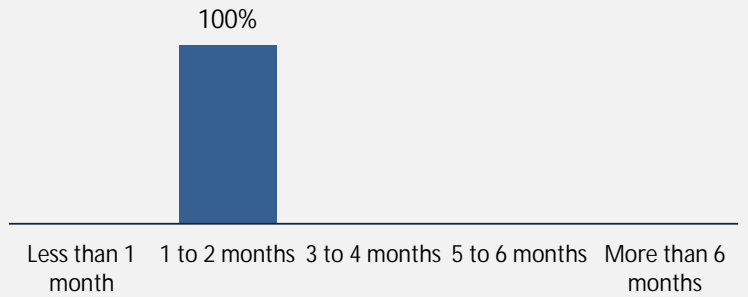
Hourly Wage Group (main job)



Skills and Knowledge Gained
Useful in Performing Job



Time Spent Looking for Employment






Top Occupations (4 digit NOC)

	# Employed	% of those employed
4214: Early childhood educators and assistants	1	100%
Total employed		1

Summary of Survey Results: 2019 to 2023

Applied filters:

Cohort
Respondents
Response Rate



Summary of Survey Results: 2019 to 2023

Applied filters:

Cohort 3
Respondents 3
Response Rate 100%

Description of Survey Respondents

Demographics

Gender


Age at the Time of the Survey

Aboriginal Identity

0%

Median Age

31



Further Education

0%

Further Studies Related to Program

Of those who took further studies at a different institution:

Very related Somewhat related
Not very related

Past Education

67% of respondents had taken previous post secondary education

n = 2

Respondents were asked if they took ABE or ESL courses during or prior taken

Adult Basic Education

English as a Second Language

