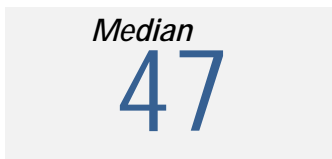
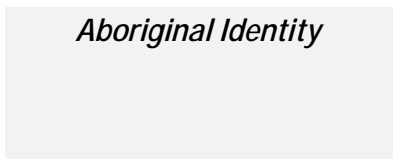
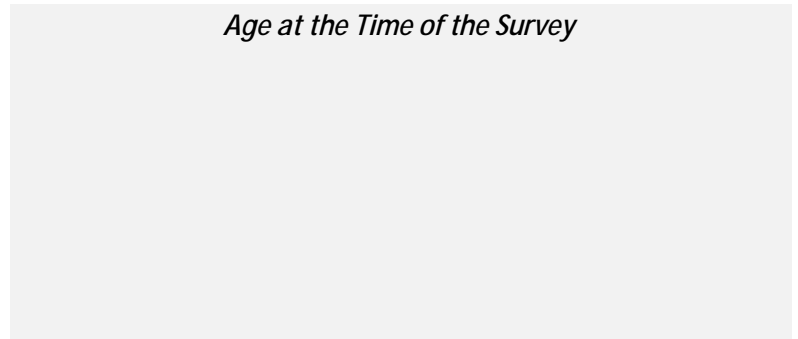
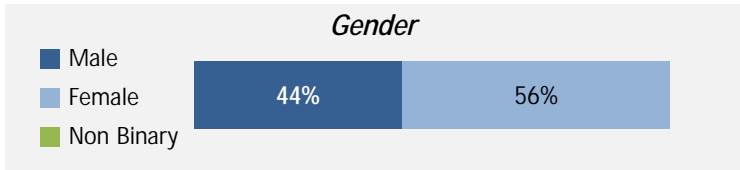


Applied filters:

CPC: VCC: Instructor Development Training;

Cohort 1,003
 Respondents 546
 Response Rate

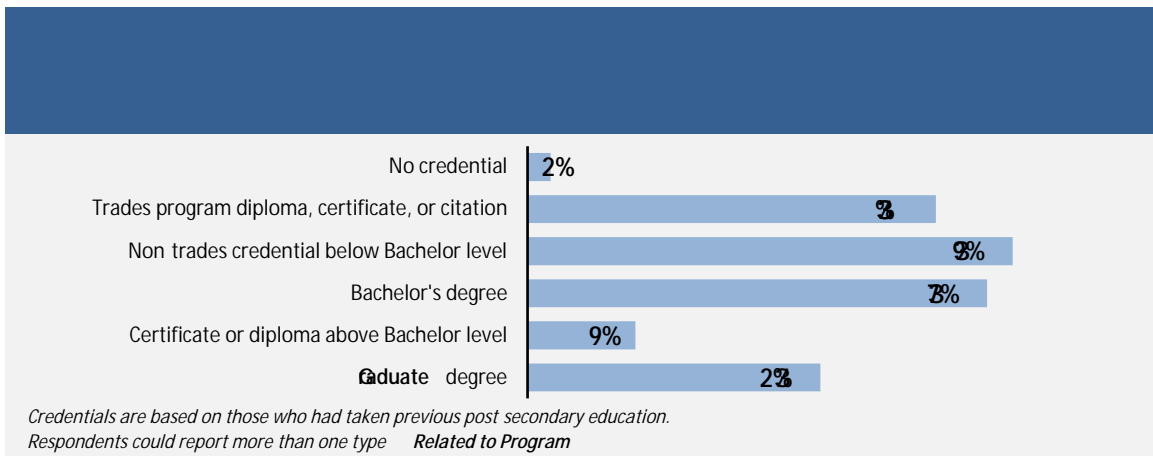
Demographics



took further studies after graduating from their program
 n = 174



Of those who took further studies at a different institution:
20%
 expected transfer credit
 n = 28



English as a Second Language

Applied filters:

Cohort
Respondents
Response Rate



The "Employment rate" is the number employed as a percentage of all respondents. The "Unemployment rate" is the number of unemployed as a percentage of respondents in the labour force.

Of those employed: n = 507

Weekly H





	# Employed	% of those employed
<i>Total of top occupations</i>		
Total employed	507	

Applied filters:

CPC: VCC: Instructor Development Training;

<i>Cohort</i>	<i>1,003</i>
<i>Respondents</i>	<i>546</i>
<i>Response Rate</i>	<i>54%</i>



Percentages are based

