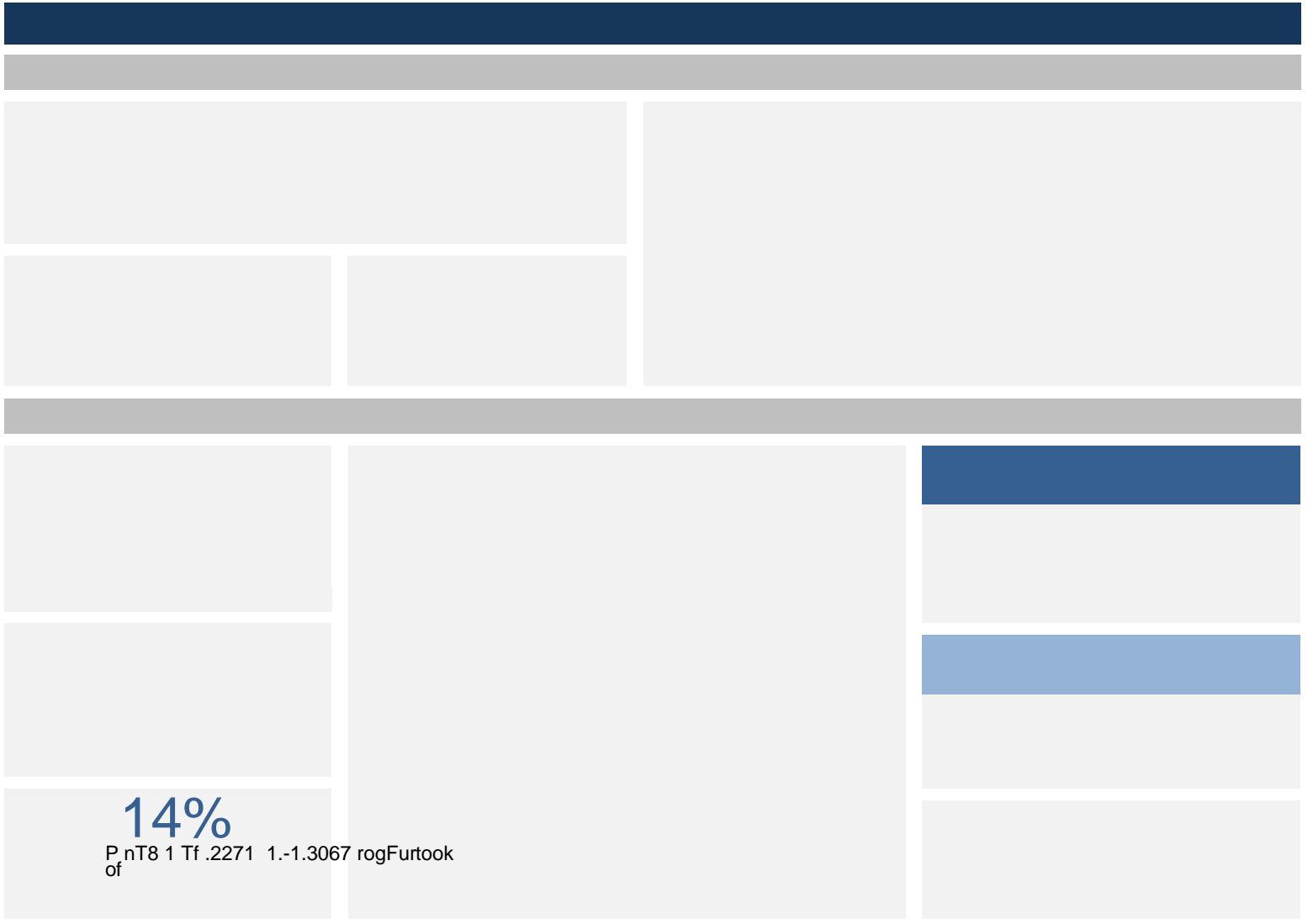


Diploma, Associate Degree or Certificate Student Outcomes

Summary of Survey Results: 2019 to 2023

Applied filters:

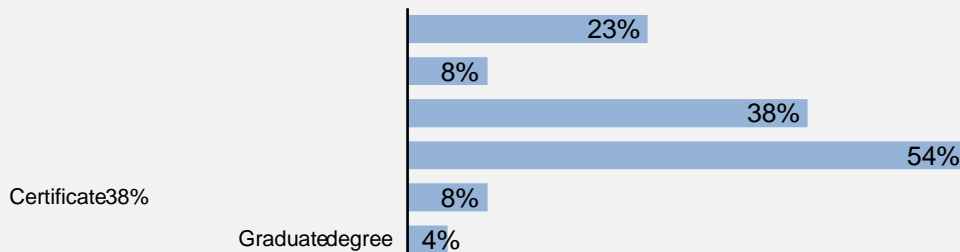
Cohort
 Respondents
 Response Rate 75%
 Second Language



Past Education

75% of respondents had taken previous post secondary education n = 27

Respondents were asked if they took ABE or ESL courses during or prior to their studies



Adult Basic Education

6%

3%

Credentials are based on those who had taken previous post secondary education. Respondents could report more than one type of post secondary credential.

Diploma, Associate Degree or Certificate Student Outcomes Summary of Survey Results: 2019 to 2023

Applied filters:

CPCVCCMedicalTranscriptionist;

Cohort	59
Respondents	36
Response Rate	61%

Employment Outcomes

Of those employed:

n = 29

The "Employment rate" is the number employed as a percentage of all respondents. The "Unemployment rate" is the number of unemployed as a percentage of respondents in the labour force.

Weekly Hours Worked
(median, main job)

38

Hourly Wage
(median, main job)

\$21

Hourly Wage Group (main job)

Skills and Knowledge Gained

	# Employed	% of those employed
--	------------	---------------------

Total of top occupations		
Total employed	29	

29

Diploma, Associate Degree, and Certificate Student Outcomes

Summary of Survey Results: 2019 to 2023

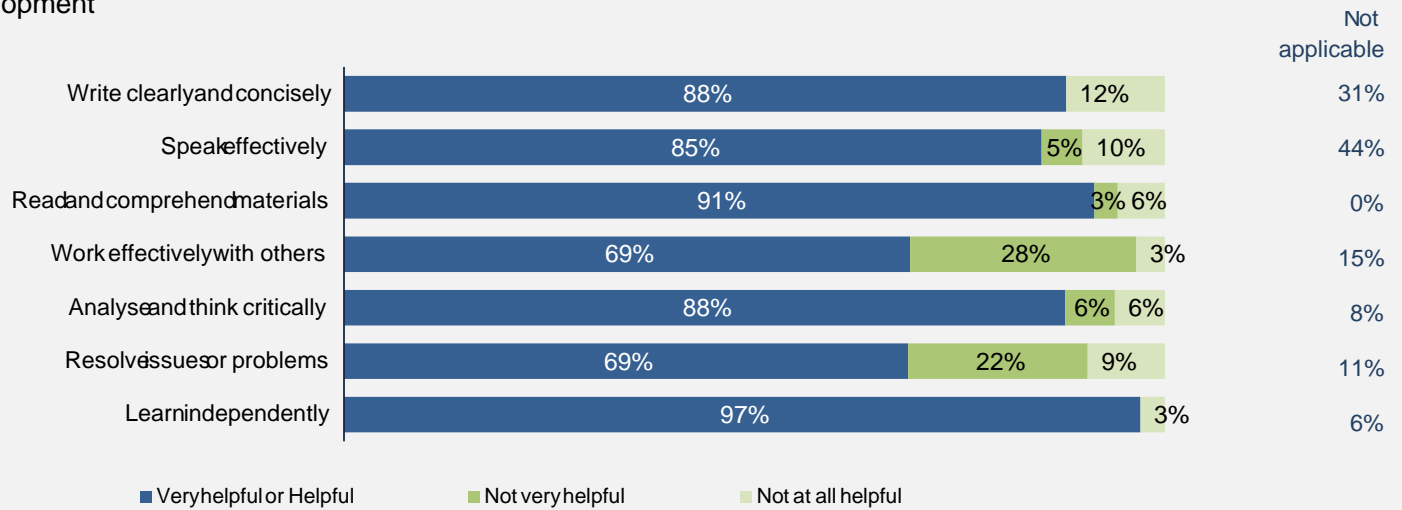
Applied filters:
CPCVCCMedicalTranscriptionist;

Cohort	59
Respondents	36
Response Rate	61%

Skill Development and Post-Secondary Experience

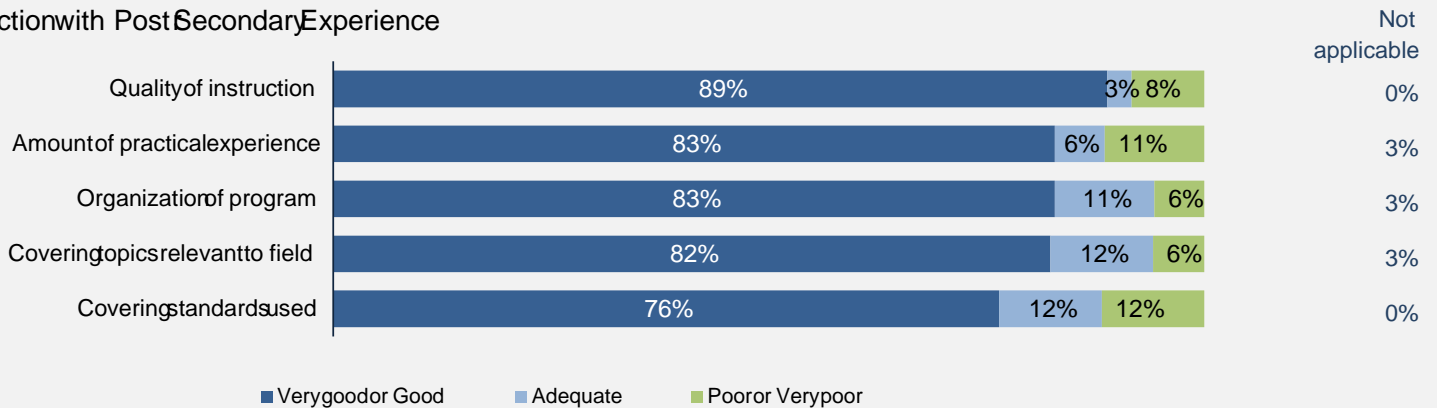
86% said they were very satisfied or satisfied with the education they received.

Skill Development



Percentages are based on those who gave a valid rating, excluding those who said Not applicable.

Satisfaction with Post-Secondary Experience



Percentages are based on those who gave a valid rating, excluding those who said Not applicable.