

# Diploma, Associate Degree, and Certificate Student Outcomes Summary of Survey Results: 2019 to 2023

Applied filters:

CPCVCC Pharmacy Technician;

Cohort Respondents 98  
Response Rate 57%  
58%

## Description of Survey Respondents

### Demographics

Gender

Age at the Time of the Survey

Aboriginal Identity

2%

Based on domestic students only.


Median Age

27

### Further Education

4%

Further Studies Related to Program



# Diploma, Associate Degree, and Certificate Student Outcomes

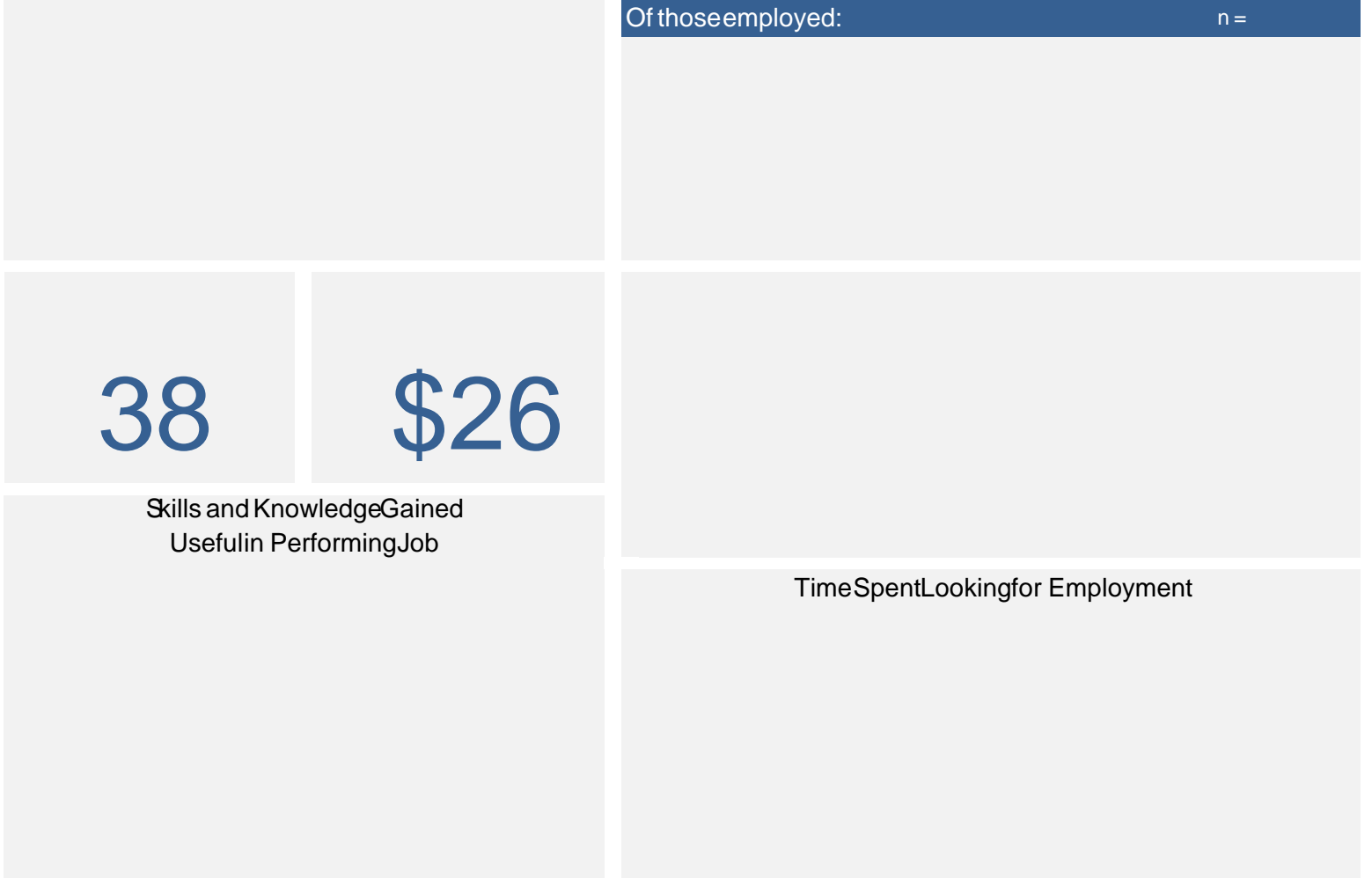
## Summary of Survey Results: 2019 to 2023

Applied filters:

CPCVCCPharmacyTechnician;

Cohort Respondents 98  
 Response Rate 57%  
 58%

### Employment Outcomes



### Top Occupations (4 digit NOC)

	# Employed	% of those employed
3219: Other medical technologists and technicians (except dental health)	26	50%
3414: Other assisting occupations in support of health services	22	42%
XXXX: Unclassified occupations	2	4%
1414: Receptionists	1	2%
0621: Retail and wholesale trade managers	1	2%
Total of top occupations		52
Total employed		52
		100%

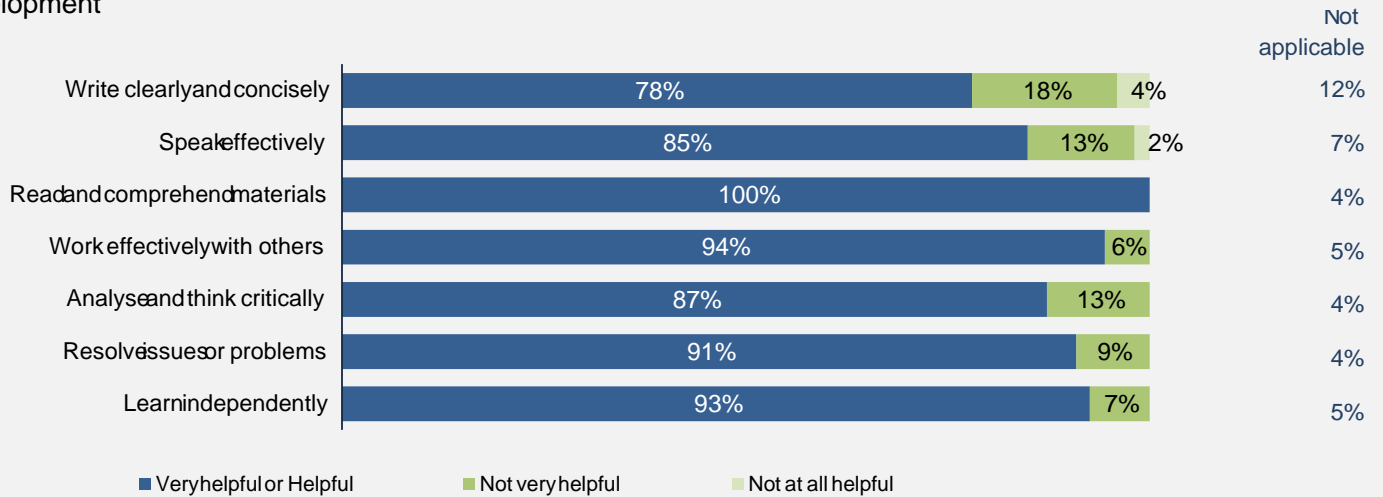
Applied filters:  
 CPCVCC Pharmacy Technician;

Cohort	98
Respondents	57
Response Rate	58%

## Skill Development and Post-Secondary Experience

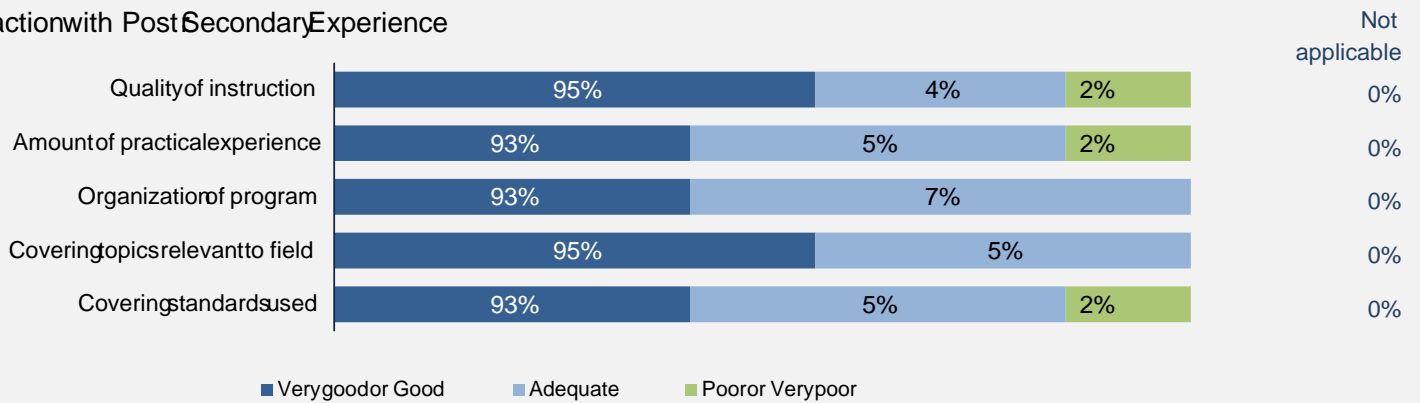
**95%** said they were very satisfied or satisfied with the education they received.

### Skill Development



Percentages are based on those who gave a valid rating, excluding those who said Not applicable.

### Satisfaction with Post-Secondary Experience



Percentages are based on those who gave a valid rating, excluding those who said Not applicable.